

新政

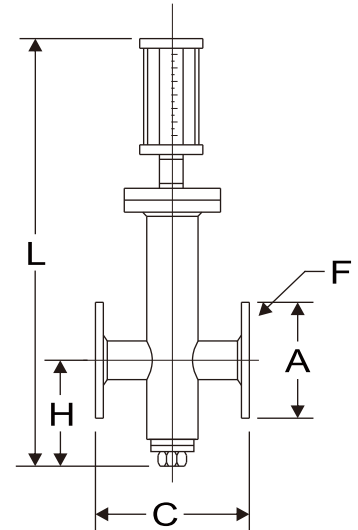
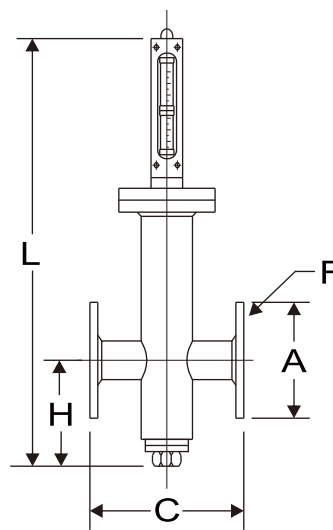
Model H-300HA H-300HB

金屬管面積式流量計

HSIN JENG METAL TUBE VARIABLE AREA TYPE FLOW METER

H-300HA

H-300HB



DIMENSIONS

Model	15	20	25	32	40	50	65	80	100	125	150	200	
L	HA	445	445	480	480	485	510	520	655	820	830	850	890
	HB	440	440	490	490	495	520	530	650	830	840	860	900
	H	80	80	95	100	105	110	120	125	140	145	160	180
	C	140	140	160	160	200	240	300	360	400	480	540	600
	F	½	¾	1	1¼	1½	2	2½	3	4	5	6	8

SPECIFICATIONS

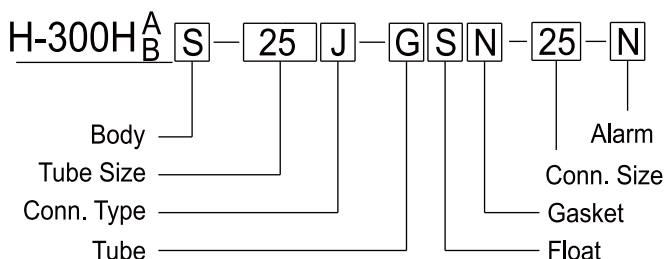
Model	HS	HW	HX	HV	HP	HC	HD	GLASS	PC
Max.Temp	100°C			60°C	70°C	90°C	120°C	100°C	
Max. Press	10kg/cm ² G			4kg/cm ² G				4-6 kg	6-10kg
Accuracy	WATER ± 3% F.S					AIR ± 4% F.S			

ORDERING INFORMATION

Body Material	Connection Type	Tube Material	Float Material	Seal Material
S SS304	J JIS 10K	G GLASS	S SS304	N NEOPRENE
W SS316	A ANSI 150LB	P PC	W SS316	V VITON
V P.V.C	D DIN PN16		V P.V.C	T TEFLON
P P.P	O OTHER		P P.P	
D P.V.D.F			D P.V.D.F	
X SS316L			X SS316L	
C C.P.V.C			C C.P.V.C	

Connection Size				Alarm Switch
15 1/2"	40 1 1/2"	100 4"		N NONE
20 3/4"	50 2"	125 5"		H HI
25 1"	65 2 1/2"	150 6"		L LO
32 1 1/4"	80 3"	200 8"		A HI LO

Tube Size	Normal Flow Range			
	WATER	L/MIN	AIR	NM3/HR
15	0.3-3	0.8-8	1-10	1.5-15
	0.5-5	1-10	1.2-12	1.8-18
20	1.5-15	2.5-25	1.5-15	2-20
	2-20	3-30	1.8-18	2.5-25
25	3-30	5-50	3-30	6-60
	4-40	6-60	5-50	8-80
32	5-50	10-100	10-100	15-150
	8-80	12-120	12-120	20-200
40	10-100	20-200	15-150	20-200
	15-150	25-250	18-180	25-250
50	15-150	25-250	20-200	27-270
	20-200	30-300	25-250	30-300
65	30-300	50-500	28-280	36-360
	40-400	60-600	30-300	40-400
80	50-500	70-700	40-400	55-550
	60-600	80-800	50-500	60-600
100	80-800	120-1200	60-600	80-800
	100-1000	160-1600	70-700	90-900
125	100-1000	180-1800	80-800	100-1000
	150-1500	200-2000	90-900	120-1200
150	150-1500	250-2500	100-1000	130-1300
	200-2000	300-3000	120-1200	140-1400



NOTE: 各尺寸流量，均可以依客戶需求訂製

新政儀器有限公司

TEL:(02)26940177 (02)26949824 FAX:(02)26946663

www.hsinjeng.com.tw E-mail : hsin.jeng@msa.hinet.net